



LIAISONS ÉQUIVALENTES

TD

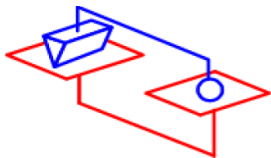
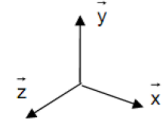
Professeur: YASSINE FARTOUH

v1.0

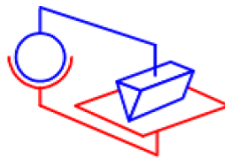
CPGE - MARRAKECH

Question 1 Pour les 9 études ci-dessous **poser** les paramètres adaptés à l'étude, **déterminer** la liaison équivalente (Approche statique ou cinématique).

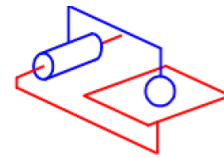
Note : Pour les 3 premières études, le repère associé au bâti (couleur rouge) est :



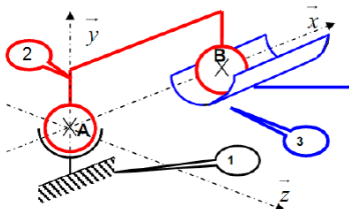
Étude 1



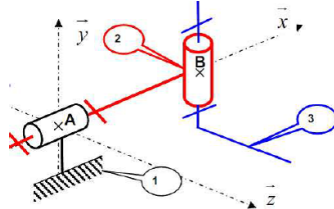
Étude 2



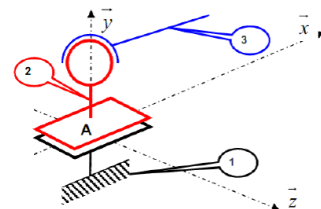
Étude 3



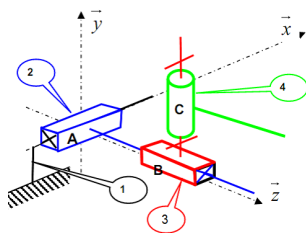
Étude 4



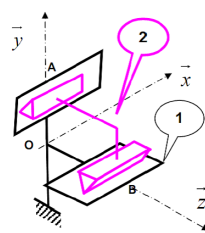
Étude 5



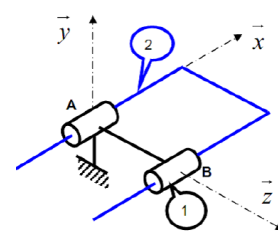
Étude 6



Étude 7



Étude 8



Étude 9