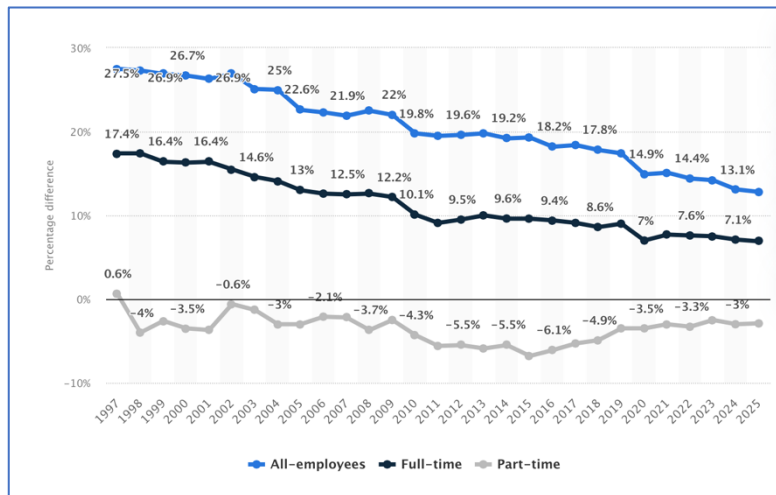


GENDER INEQUALITY IN THE UK TODAY

DOC 1 - Gender pay gap for median gross hourly earnings in the United Kingdom from 1997 to 2025
<https://www.bbc.com/news/business-43586574>



If you line up all the men and women working at a company in two separate lines in order of salary, the median pay gap will be the difference in salary between the woman in the middle of her line and the man in the middle of his. It's calculated on an hourly basis and includes both full-time and part-time workers. It's the key measurement used by the Office for National Statistics (ONS).

The gender pay gap has been declining slowly over time; over the last decade it has fallen by approximately a quarter among full-time employees, and in April 2024, it stood at 7.0%, down from 7.5% in 2023.

The gender pay gap is larger for employees aged 40 years and over than those aged under 40 years.

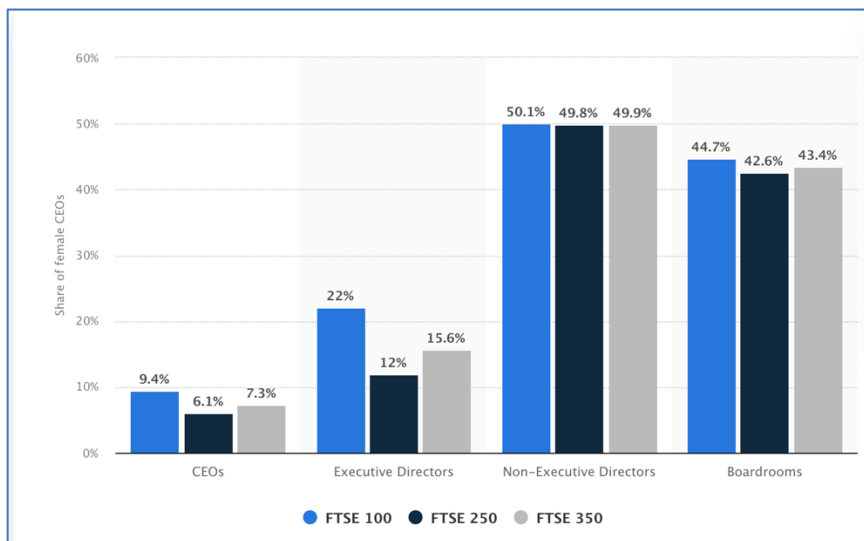
The gender pay gap is larger among high earners than among lower-paid employees.

In April 2024, the gender pay gap was highest in skilled trades occupations and lowest in the caring, leisure and other service occupations.

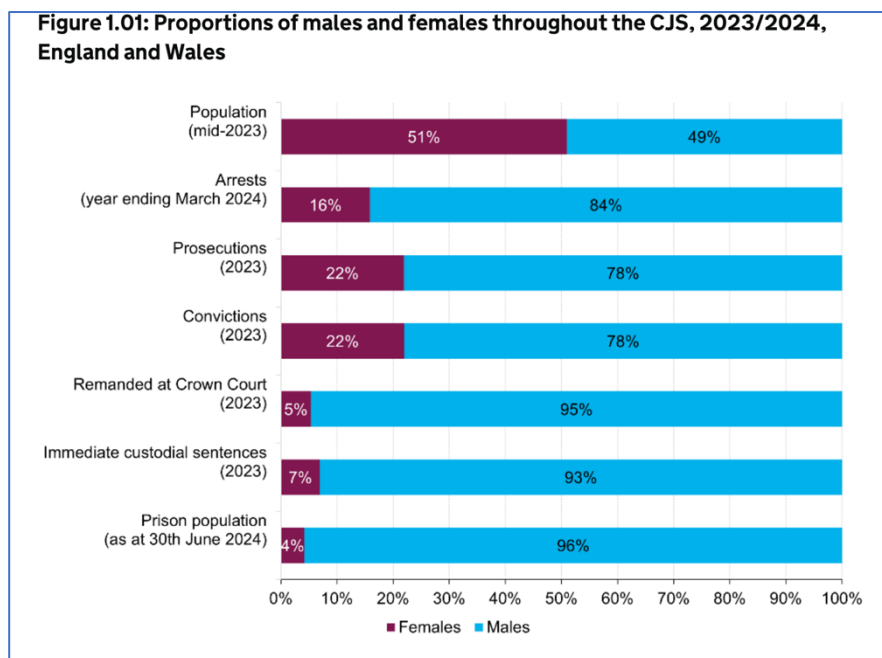
In April 2024, the gender pay gap among full-time employees was higher in every English region than in Wales, Scotland, or Northern Ireland

DOC 2 : Share of female held leadership positions in FTSE companies in the United Kingdom in 2024

The **Financial Times Stock Exchange 100 Index**, also called the **FTSE 100 Index**, **FTSE 100**, **FTSE**, or, informally, the "**Footsie**", is one of the United Kingdom's best-known stock market indices and represents the 100 most highly capitalised blue chips listed on the London Stock Exchange. A **blue chip** is capital stock of a company with a national reputation for quality, reliability, and the ability to operate profitably in both good and bad times.



DOC 3 : Proportion of males and females throughout the Criminal Justice System – UK 2023/2024

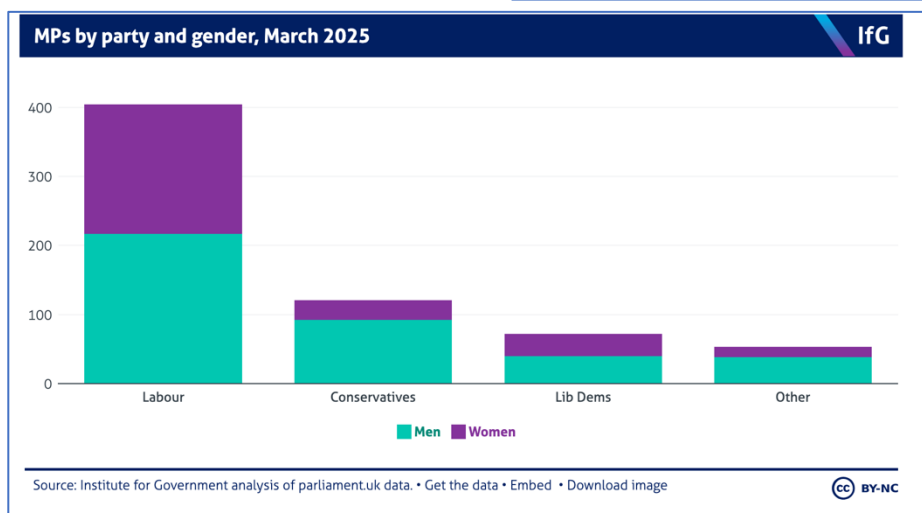
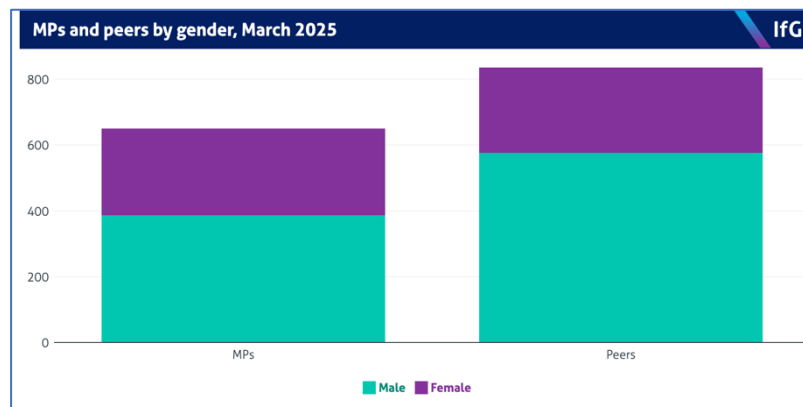


<https://www.gov.uk/government/statistics/women-and-the-criminal-justice-system-2023/statistics-on-women-and-the-criminal-justice-system-2023-html>

DOC 4 : Proportion of Female Members of Parliament in the United Kingdom from 1979 to 2024

<https://www.instituteforgovernment.org.uk/explainer/gender-balance-politics>

At the 2024 general election, 263 women were elected to the House of Commons (out of a total of 650 MPs) – the highest ever proportion of women MPs. Of the 335 MPs elected for the first time in 2024, 129 (39%) were women. The House of Lords has 260 female peers, but they represent a smaller proportion – 31% – of the house (836 sitting peers).



DOC 5 - Patriarchy on the Road: The Hidden Costs of Gendered Driving Behaviours

<https://www.linkedin.com/pulse/patriarchy-road-hidden-costs-gendered-driving-behaviours-loose-oakoe>

DRIVERS BY SEX IN COLLISIONS BY SEVERITY, MODE OF TRANSPORT, AND RATIOS, 2023.

	All severities			Serious			Fatal		
	Female	Male	Ratio	Female	Male	Ratio	Female	Male	Ratio
Pedal cyclist	2,778	12,354	4.45	679	3,151	4.64	18	77	4.28
Motorcycle riders	1,331	15,776	11.85	308	4,992	16.21	6	347	57.83
Car drivers	42,935	70,464	1.64	8,071	15,220	1.89	431	1,139	2.64
Bus or coach drivers	277	2,504	9.04	58	560	9.65	1	53	53
Light goods vehicles drivers	552	9,171	16.61	119	2,056	17.28	10	167	16.7
Heavy goods vehicles drivers	73	3,023	41.41	22	718	32.64	11	182	16.55
Other or unknown vehicles drivers	582	2,447	4.20	140	717	5.12	13	57	4.38
All drivers and riders	48,528	115,739	2.38	9,397	27,414	2.92	490	2,022	4.13

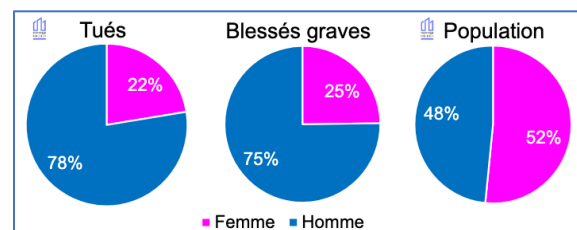
Figure 1: Drivers by sex in collisions by severity, mode of transport, and ratios, 2023. SOURCE: Department for Transport, 2024a; The data only lists fatal collisions, and the combined data of fatal and serious collisions. In order to obtain numbers for serious collisions only, I have thus subtracted the numbers of 'fatal collisions' from those of 'fatal and serious collisions'.

DRIVERS UNDER THE INFLUENCE OF ALCOHOL BY SEX IN COLLISIONS BY SEVERITY, COSTS AND RATIOS, 2023.

Severity of collision	Female Driver		Male Driver		Ratio	Male drivers cost – Female drivers cost
	Number	Costs	Number	Costs		
Fatal	20	£54,377,216.22	250	£679,715,202.71	12.05	£625,337,986.49
Serious	220	£68,441,492.16	940	£292,431,830.13	4.27	£223,990,337.97
Slight	680	£21,169,605.69	2,450	£76,272,844.04	3.60	£55,103,238.35
					TOTAL:	£904,431,562.81

In France, 84% of those presumed responsible for fatal accidents are men. One out of three men presumed responsible survives the fatal accident they caused.

. https://www.onisr.securite-routiere.gouv.fr/sites/default/files/2025-01/2025%2001%2030_ONISR_Accidentalit%C3%A9_Bilan_provisoire_2024_v8ter.pdf



DOC 6 – Femicide in the UK

A total of 122 women were killed by a man in 2022, according to the 14th annual Femicide Census, with more than half targeted by their current or former partner.

Four in 10 women who were killed by a male partner had taken steps to leave him, figures show, as Labour's Jess Phillips admitted the scale of violence is a "national emergency".

At least 40 per cent of those killed by a partner had ended the relationship or were trying to leave when they were killed.

The Independent – September 2025 <https://www.independent.co.uk/news/uk/crime/women-killed-men-femicide-jess-phillips-b2817964.html>

Violence against women and girls-related crime reaches 'staggering levels'

VAWG crimes - which include domestic abuse, rape, sexual assault, stalking, and harassment - accounted for 20% of total police recorded crime in England and Wales between 2022 and 2023.

More than a million crimes against women or girls were recorded by police between 2022 and 2023, but a report commissioned by the National Police Chiefs' Council (NPCC) and the College of Policing estimated at least one in every 12 women - more than two million - will be a victim of VAWG crimes every year.

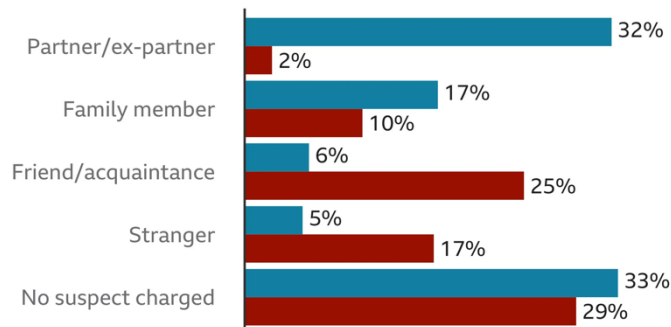
Fox News – July 2024 <https://news.sky.com/story/violence-against-women-and-girls-related-crime-reaches-staggering-levels-13183550>

<https://www.bbc.com/news/explainers-56365412>

Women are more likely to be killed by those closest to them

% of victims by relationship to suspected killer, England and Wales

■ Male ■ Female



Source: Office for National Statistics, year ending March 2021.

BBC

Vocabulary description graphs/ tables / research

1. **Research** => uncountable ; you can't say "a research / researches" but ok "studies/papers"
2. **Going up** => on the rise ; increasing; rising ; growing ; a clear growth ; dominating ; a sharp spike; soaring; a peak
3. **Going down** => decreasing; a drop ; a sharp decline ; to plummet ; to fall / a dramatic fall ; to loose ground ; a plunge
4. **Stable**: to remain stable: to stay constant ; to level off : to plateau
5. **Data/ quantities**: the proportion of ; percentage of ; number of ; amount of ; majority/minority of ; a small/large fraction of
6. **Comparisons**: compared to/with; in contrast to ; whereas/while; similarly/likewise ; on the one hand/ on the other hand; the figure for... was higher/lower than...
7. **Extra vocab** : rises and falls of ; a clear interest in ; ups and downs ; fluctuations a clear pattern ; a steady increase : a slight decrease; to reach a peak ; to hit a low ; a significant shift towards ...
8. **Verbs**: it shows / outlines / highlights / provides / compares / suggests / tracks
+ **Expressions**: the data suggest / the main trend is that /